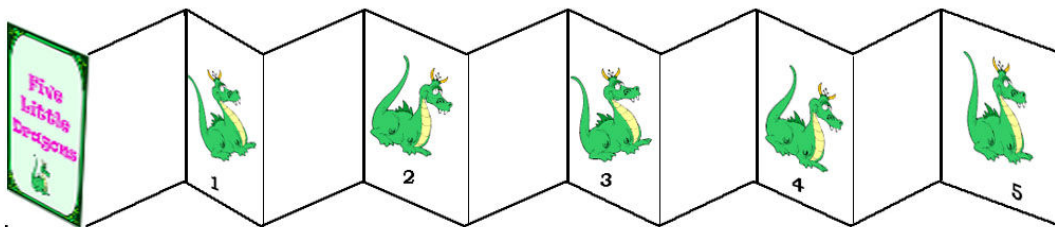


# Five Little Dragons

Five little dragons went out to play  
Over the hills and far away  
Mother dragon said, "It's time for your snack."  
But only 4 little dragons came back (repeat with 4, 3, 2, 1)

Worried mother dragon began to breathe fire  
But the tears she shed made the fire expire  
Mother dragon said, "It's a VERY good snack!"  
And all of the five little dragons came back.

## MAKE AN ACCORDIAN BOOK PROP



Use it as you sing the song. It's a wonderful way to let children see how numbers get smaller, and bigger. Children will love it because it will be a very long book when opened! You will need to use helpers to hold it! To make the Accordion Book you will need:


- ◆ **11 8x10 pieces of cardboard** (available at most office or packaging supply stores, used for shipping photos). You want good thick cardboard. Or of course, you can cut your own.
  - ◆ **Clear packing tape**
  - ◆ **Glue stick**
1. Print out the six pages of the book included on the following pages.
  2. Glue those pages to 8 1/2 X 11 pieces of cardboard
  3. Lay a blank piece of cardboard next to the cardboard with the cover page, and place a piece of clear packing tape across their edges. (Leave about 1/8" of space between the two pieces so they will hinge easily.) Then flip them over, and place tape on the other side. Your first two pages should hinge both ways. Then add dragon number "1" using the tape again on both sides, and leaving a bit of space between the pages. Your blank page will be between the title and dragon "1". Keep alternating dragons and blank, until you have all five dragons.
  4. When the book is closed, you won't see anything but the title. Before you sing the song, ask the children to help you count the dragons. You can count as you open the book.
  5. Sing the song, closing the book to take away one dragon each verse. At the end of the song, sing the last line slowly as you open the book to show all five dragons.

## OTHER IDEAS:


- ◆ Use the pattern for paper simpler folding books and let each child make one to take home.
- ◆ If you don't have the time or inclination to make the accordion book, you can simply copy the dragon pattern and use it to make dragons for use on your felt board. You can either make felt dragons, or to save time copy and laminate five dragons. Put a piece of sticky back Velcro on

# Five Little Dragons







I




2



3



4



5